



ASSESSING THE IMPACT PATHWAYS OF IA/RIA SC5 PROJECTS THROUGH THE USE OF
PORTFOLIO ANALYSIS

D2.3: Survey Report

Project acronym	IMPACT-SC5
Title	Assessing the Impact Pathways of IA/RIA SC5 Projects through the Use of Portfolio Analysis
Agreement number	869746
Deliverable	D2.3
Document title	D2.3.1 Survey Report
Document type	Report
Due date of deliverable	31/07/2020
Actual submission date	30/07/2020
Reference	IMPACT-SC5
Dissemination level	Public
Version	Final
Status	Draft
Date	30/07/2020
Project start date	1 November 2019
Duration	16 months

This project has received funding from the European Union's Horizon 2020 research and innovation programme under grant agreement No 869746



Table of Contents

1	Introduction	4
2	The objectives of the online survey	5
2.1	Objectives of the survey.....	5
3	Our approach to the online survey	6
3.1	Our methodological approach	6
4	Some key findings of the IMPACT-SC5 online survey	8
	ANNEX I – Questionnaire	12
	ANNEX II – Overall survey report	13

List of Figures

Figure 1: Survey responses population	8
Figure 2: RIAs vs IAs participation	9
Figure 3: Respondents' Gender	9

List of Tables

Table 1: Respondents' country of establishment.....	10
Table 2: Respondents' type of organisation.....	11

1 Introduction

The current document constitutes the **deliverable D2.3: Survey Report** elaborated in the framework of our [IMPACT-SC5](#) project, which has received funding from the European Union's Horizon 2020 Research and Innovation Programme under Grant Agreement No 869746.

Overall, the IMPACT-SC5 – “*Assessing the impact pathways of IA/RIA SC5 projects through the use of portfolio analysis*” – aims to review the impacts of the projects granted under Horizon 2020 Societal Challenge 5 (SC5) as well as its supplementary Work Programmes and calls (e.g. Water-2014, Waste-2015, EE-2014, etc.). This evaluation and impact assessment focusses on the 87 RIA and IA projects funded under the SC5 Work Programme 2014-2015 and looks at them in terms of their scientific, economic, societal and environmental performance, both individually and across portfolios of projects.

In this context, our team designed and conducted an online impact assessment survey through the utilization of a tailored questionnaire, which aimed at identifying the scientific, societal and environmental, as well as economic level impacts of the 87 projects under scrutiny.

This deliverable reports the methodological approach followed for the elaboration of the IMPACT-SC5 survey and presents the key findings from the analysis of the information received. All the information obtained from the survey will be triangulated with the insights collected during the course of the interviews with the project coordinators (Task 2.4) to produce a wider analysis in the context of Task 2.5: Project analysis (individual projects).

In order to facilitate the reading of this deliverable, we have structured it in the following manner:

- **Chapter 1** offers introductory information about the context in which this deliverable has been elaborated;
- **Chapter 2** presents the objectives of the online survey;
- **Chapter 3** reports the methodological approach followed; and
- **Chapter 4:** presents the key findings from the analysis of the information obtained from the survey.

Last but not least, the current document includes:

- (i) the questionnaire used for the survey (available in Annex I), and
- (ii) the responses to each question of the questionnaire, expressed in relative and absolute terms (available in Annex II).

2 The objectives of the online survey

2.1 Objectives of the survey

This impact assessment survey was designed by the IMPACT-SC5 team to identify the results achieved and impact generated by the selected 87 projects funded under the Horizon 2020 Societal Challenge 5 (SC5) – Climate Action, Environment, Resource Efficiency and Raw Materials – Work Programme 2014-2015, and its supplementary Work Programmes and calls (e.g. Water-2014, Waste-2015, EE-2014, etc.).

The survey targeted all Research and Innovation Action (RIA) and Innovation Action (IA) project beneficiaries and aimed to obtain insights into the scientific, societal, environmental and economic impacts achieved.

By collecting the insights of the SC5 beneficiaries, our team will be in a position to better understand the impacts achieved by the 87 SC5 RIA and IA projects resulting from the 2014 and 2015 calls – individually but also as portfolios; why certain impacts have (or have not) been realised; and overall identify the pressing research and policy issues that need to be addressed in the upcoming SC5 Work Programmes of Horizon Europe.

More importantly, the information obtained from the survey will be triangulated with the data collected from the other project activities (such as the literature review - Task 2.1, the interviews with the project coordinators - Task 2.4, etc.), allowing us to:

- Inform the European Commission about the short-, medium- and longer-term impacts of the H2020 SC5-2014/2015 projects and
- Provide the European Commission with a methodology for the ex-post evaluation of Horizon 2020 for SC5 and related areas, and for other evaluations.

In this context, the next paragraphs explain the methodological approach that our team followed in order to effectively conduct the survey.

3 Our approach to the online survey

3.1 Our methodological approach

To perform this online survey, our team kick-started by designing a tailored impact assessment questionnaire to capture all necessary information for exploring the scientific, societal and environmental, as well as the economic results achieved by the 87 SC5 projects under investigation. The questionnaire was designed to enable our team to measure the Key Performance Indicators articulated in Deliverable D1.2: Indicators for the evaluation of SC5 RIAs and IAs, and consequently to draw conclusions about the short-, medium- and long-term impact pathways of the Horizon 2020 SC5 Work Programme.

We elaborated two different variants of the questionnaire: one version including questions targeted to the project coordinators and another version for the project partners. While both questionnaires incorporated the same questions, for the coordinators we specifically designed an extended questionnaire incorporating additional questions to capture the latest progress data available for their project (i.e. interim or final progress report).

To ensure compliance with personal data and GDPR regulations, our team prepared an 'Informed Consent form' that accompanied the online questionnaire, providing detailed information about the scope of the survey and inviting them to consent participating in the survey. In fact, any personal data collected/generated in the framework of IMPACT-SC5 survey will be processed according to the principles laid out by the Regulation (EU) 2016/679 of the European Parliament and of the Council of 27 April 2016 on the protection of natural persons with regard to the processing of personal data and on the free movement of such data which has entered into force in May 2018 aiming to protect individuals' rights and freedoms in relation to the processing of their personal data, while also facilitating the free flow of such data within the European Union, as described in our Data Management Plan (D6.4 Data Management Plan).

With the questionnaires in place, our team explored different online survey tools for making the survey available to the SC5 beneficiaries. In this respect, we decided to use the European Commission's official survey management tool, i.e. the [EUSurvey tool](#). EUSurvey allows for the creation of official surveys of public opinion while providing a wide variety of elements used in forms, ranging from the simple (e.g. text questions and multiple-choice questions) to the advanced (e.g. editable spreadsheets, aggregated reports and multimedia elements). More importantly, the tool is hosted by the trusted servers of the European Commission's Department for Digital Services (DG DIGIT), ensuring the proper and secure storage of the beneficiaries' views and insights.

Prior to the official launch of the survey, our team pilot-tested the questionnaires internally. The purpose of the testing was to identify and eliminate any technical or methodological problems that could compromise the validity of the survey responses. More specifically, we reviewed: (1) the clarity of the questions and answer options, (2) the (un)ambiguity of the questions, (3) the ease of use/functionality, and (4) the time required for answering the questionnaires. The outcomes of the pilot-testing informed the finalisation of both questionnaires.

As a reminder, our project focuses on the impacts generated from the 87 projects funded under SC5 Work Programme 2014-2015. According to the information provided by the European Commission and identified earlier in the project (Tasks 2.1 and 2.2), these 87 projects involve more than 1,200 unique participating organisations and around 5,000 individual contacts points. The identification of the contact details of the beneficiaries proved to be a major challenge, as, due to GDPR restrictions, such information could not be disclosed to our consortium by the European Commission services or found on the web through desk research. The only contact details that our team managed to collect were the contact details of the project coordinators (Deliverable D2.2 Project database).

Our team discussed this issue with the EC services, who agreed to dispatch the survey link to all the project beneficiaries – coordinators and project partners – on behalf of our IMPACT-SC5 team. This way, the privacy of the personal data of the SC5 beneficiaries was ensured while, in parallel, with the visible endorsement of the EC, greater participation in the survey was stimulated. In fact, an invitation e-mail was prepared by our team and provided to the EC for use. The email showcased some general information about the IMPACT-SC5 project, explained to both project coordinators and partners the importance of participating in the survey and providing their insights, indicated the foreseen deadline and offered an IMPACT-SC5 contact point in case they needed further information or support from our side.

The invitation e-mail was dispatched on the 11th of June 2020, which constitutes the survey launch date. In order to boost the responses to the survey, a reminder e-mail was sent to all beneficiaries on the 24th of June 2020. The survey remained open until the 7th of July 2020.

As the survey responses are important to our analysis and will help us to understand the impacts of the SC5 RIA and IA projects under investigation, the team decided to keep the survey open during the course of the interview process (Task 2.4 – foreseen to be completed in September 2020), for those project coordinators whose projects have no recorded input to the survey. With that said, the interview invitation to the project coordinators encourages them to complete the survey questionnaire – either prior or after the interview – to ensure a maximisation of the response rate and collected responses.

The key findings from the analysis of the information obtained via the online survey are presented in Chapter 4 overleaf. The survey report, which presents the responses given to each question, is available in Annex II of the current document.

4 Some key findings of the IMPACT-SC5 online survey

The online survey of the IMPACT-SC5 project received **229 responses** in total. **39 coordinators** (17.0% of the total responses) **from 37 individual SC5 projects** (42.5% of the total projects) provided their insights, complemented by **190 projects partners** (83.0% of the total survey response population) (Figure 1).

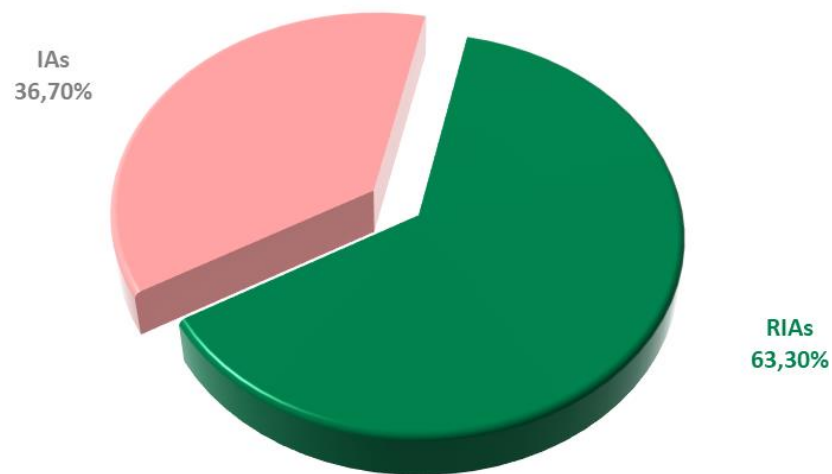
Figure 1: Survey response population



Source: IMPACT-SC5 Survey, n=229

On top of that, we managed to collect at least one fully completed questionnaire (either from a project coordinator or a project partner) for 79 out of the 87 SC5 projects under scrutiny. Of the 79 projects that participated, approximately two-thirds (63.3%) were Research and Innovation Actions, the remainder (36.7%) being Innovation Actions (Figure 2).

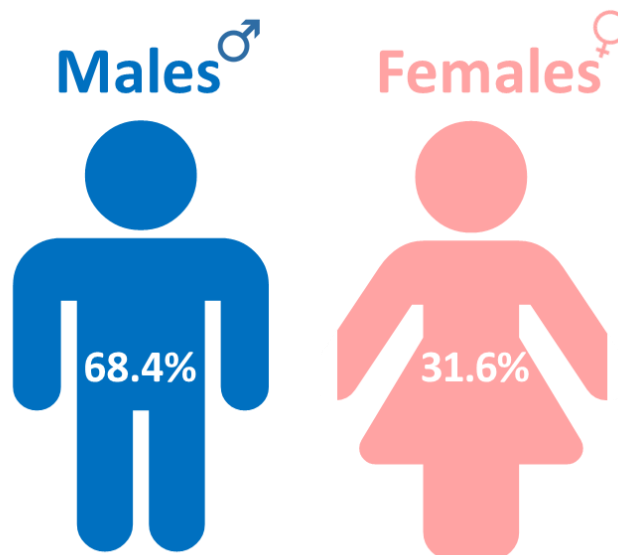
Figure 2: RIAs vs IAs participation



Source: IMPACT-SC5 Survey, n=79

From a gender perspective (Figure 3), the majority of the respondents were male, accounting for the 68.4% of the total survey population, while the female participation reached almost one third of the total survey population (31.6%).




















Figure 3: Respondent Gender



Source: IMPACT-SC5 Survey, n=212

From a geographical point of view (Table 1), the vast majority of respondents (81.4%) work in organisations established in one of the EU-27 countries. The top three EU-27 countries reported were: Spain (18.6%), Germany (12.2%) and Italy (11.8%). Among the remaining respondents that work in non-EU-27 countries (18.6%), they came from countries including: the United Kingdom (8.7%), Norway (2.7%), Turkey (1.8%) and Switzerland (0.9%) as well as Albania and Northern Macedonia; from Latin America, Brazil and Ecuador; from Asia India, Japan and China; and, from Africa, Uganda, Tanzania and South Africa.

Table 1: Country of organisation of respondents

Country	Number of responses	Percentage (%)
Austria 	1	0.5%
Belgium 	6	2.7%
Croatia 	1	0.5%
Cyprus 	1	0.5%
Denmark 	4	1.8%
Finland 	2	0.9%
France 	9	4.1%
Germany 	27	12.2%
Greece 	10	4.5%
Hungary 	2	0.9%
Ireland 	2	0.9%
Italy 	26	11.8%
Malta 	1	0.5%
Netherlands 	19	8.6%
Poland 	6	2.7%
Portugal 	16	7.2%
Slovenia 	1	0.5%
Spain 	41	18.6%
Sweden 	5	2.3%
Other – non EU-27	41	18.6%
<i>Albania</i>	<i>1</i>	<i>0.5%</i>
<i>Brazil</i>	<i>1</i>	<i>0.5%</i>
<i>China</i>	<i>1</i>	<i>0.5%</i>
<i>Ecuador</i>	<i>1</i>	<i>0.5%</i>

India	1	0.5%
Japan	1	0.5%
North Macedonia	1	0.5%
Norway	6	2.7%
South Africa	1	0.5%
Switzerland	2	0.9%
Tanzania	1	0.5%
Turkey	4	1.8%
Uganda	1	0.5%
United Kingdom	19	8.6%
Total	221	100.0%

Source: IMPACT-SC5 Survey, n=221

With respect to the type of participating organisations (Table 2), around half of the surveyed beneficiaries currently work in Research establishments (25.0%) or Higher/Secondary Education Institutes (24.6%). Around one third of the respondents come from the private business sector: 24.1% are SMEs and another 11.8% private-for-profit entities. Public bodies accounted for 8.6%. The remaining surveyed SC5 beneficiaries work in Non-Governmental Organisations (0.9%), International Organisations (0.5%), or other types of organisations (4.5%).

Table 2: Type of organisation of respondents

Type of organisation	Number of responses	Percentage (%)
Higher or Secondary Education Establishments	54	24.6%
International Organisations	1	0.5%
Non-Governmental Organisations	2	0.9%
Research Organisations	55	25.0%
Private-for-profit entities (excluding Higher/ Secondary Education Establishments)	26	11.8%
Public body (excluding Research Organisations and Higher or Secondary Education Establishments)	19	8.6%
SMEs	53	24.1%
Other	10	4.5%
TOTAL	220	100.0%

Source: IMPACT-SC5 Survey, n=220

ANNEX I – Questionnaire

IMPACT–SC5: Assessing the impacts of IA/RIA SC5 projects through the use of portfolio analysis

Projects participants survey

Fields marked with * are mandatory.

Welcome to the IMPACT-SC5 survey!

Dear participants of SC5-2014/2015,

Thank you in advance for sharing with us your views on the impact of your H2020 SC5 project. The survey lasts about 20 minutes. If you are the **Project Coordinator**, please keep in mind that in order to answer some questions you will need to have your SC5 project's latest progress data available (i.e. interim or final progress report). It is not necessary for the data to have been submitted to the European Commission. Thank you for helping us gather relevant information!

What is the IMPACT-SC5 project about

[IMPACT–SC5 - “Assessing the impact pathways of IA/RIA SC5 projects through the use of portfolio analysis”](#) - is a H2020 project funded under Societal Challenge 5, with the aim to assess the impacts of the 87 Research and Innovation Actions (RIA) and Innovation Actions (IA) projects funded under the SC5 Work Programme calls of 2014-15. To this end, we will utilise a multilevel analysis of project portfolios and context analyses.

The key aims of the project are:

- to inform the Commission about the short-, medium- and longer-term impacts of the H2020 SC5 RIA and IA projects ; and
- to provide the Commission with a methodology for the ex-post evaluation of Horizon 2020 for SC5 and related areas, and for other evaluations.

INFORMED CONSENT

This privacy policy details information collection practices related to your personal data and other related information and the limited manner in which the IMPACT-SC5 project will use and disclose the information provided to us when you responded the survey.

By participating in the survey, you voluntarily consent to the collection and use of your information by IMPACT-SC5 as set forth in this privacy policy. If you have any questions concerning this privacy policy or

our data collection practices you may contact us at info@impact-sc5.eu.

In addition to your opinion and some data about the SC5 project that you are coordinator/partner, you may provide us with some personal information such as name, contact email, job title, organization, country of your organization, type of organization, in non-mandatory to answer questions of the survey. The abovementioned personal data collected will only be used for possible clarifications/questions needed during the survey results processing by the project team and will be anonymized for any reporting purposes to the European Union and any other recipient.

The lawfulness of the processing of personal data is determined pursuant to Article 6 of the EU's General Data Protection Regulation (GDPR). With respect to personal data, the processing of personal data is based on consent.

We reserve the right to change this privacy policy at any time and inform all participants.

☐ I give consent

I. General information

In this first section, we wish to find out a bit more about you.

Your profile

Please fill in the information in the table below:

First name/SURNAME	
Job title	
Contact email	
Organisation with which you participated in the SC5 programme	

Country of your organisation (your location):

- ☐ Austria
- ☐ Belgium
- ☐ Bulgaria
- ☐ Croatia
- ☐ Cyprus
- ☐ Czech Republic
- ☐ Denmark
- ☐ Estonia
- ☐ Finland
- ☐ France
- ☐ Germany
- ☐ Greece
- ☐ Hungary
- ☐ Ireland
- ☐ Italy
- ☐ Latvia
- ☐ Lithuania
- ☐ Luxembourg
- ☐ Malta
- ☐ Netherlands
- ☐ Poland
- ☐ Portugal
- ☐ Romania
- ☐ Slovakia
- ☐ Slovenia
- ☐ Spain
- ☐ Sweden
- ☐ United Kingdom
- ☐ Other

If you selected "Other" above, please specify:

50 character(s) maximum

Type of organisation:

- ☐ Higher or Secondary Education Establishment
- ☐ Non-profit Research Organisation
- ☐ Public body (excluding Research Organisations and Higher or Secondary Education Establishments)
- ☐ Private-for-profit entities (excluding Higher/ Secondary Education Establishments)
- ☐ SME
- ☐ Non-Governmental Organisation
- ☐ International Organization
- ☐ Other

If "Other", please specify:

200 character(s) maximum

What type of research does your organisation predominantly carry out (including - but not restricted to - the project in question)?

(Multiple answers are possible)

- ☐ **Basic research** – experimental or theoretical work undertaken primarily to acquire new knowledge of the underlying foundation of phenomena and observable facts
- ☐ **Applied research** – original investigation undertaken to acquire new knowledge directed primarily towards a specific practical aim or objective
- ☐ **Development** – systematic work, drawing on existing knowledge gained from research and/or practical experience, which is directed to producing new materials, products or devices, to installing new processes, systems and services, or to improving substantially those already produced or installed
- ☐ **Other**

If "Other", please specify:

300 character(s) maximum

* Please indicate the SC5 2014-2015 project for which you are completing this questionnaire:

- ☐ AfricanBioServices
- ☐ AMBER
- ☐ Aquacross
- ☐ Aquanes
- ☐ AtlantOS
- ☐ ATLAS
- ☐ BAMB
- ☐ BINGO
- ☐ BioMOre
- ☐ Blue Nodules
- ☐ BRIGAD
- ☐ CABRISS
- ☐ CD-LINKS
- ☐ CENTAUR
- ☐ CLAIR-CITY
- ☐ CloseWEEE
- ☐ CRESCENDO
- ☐ CYTO-WATER
- ☐ DAFNE
- ☐ DECISIVE
- ☐ ECOPOTENTIAL

- ☐ Eco-UV
- ☐ ECWRTI
- ☐ EQUINOX
- ☐ EU-CIRCLE
- ☐ FAME
- ☐ FISSAC
- ☐ Flintstone2020
- ☐ FLOWERED
- ☐ FORCE
- ☐ GREEN-WIN
- ☐ Ground Truth 2.0
- ☐ GROW
- ☐ HERACLES
- ☐ HISER
- ☐ HiTech AlkCarb
- ☐ ICARUS
- ☐ iMETland
- ☐ IMPREX
- ☐ INCOVER
- ☐ INFINITY
- ☐ INNOQUA
- ☐ INREP
- ☐ INTCATCH
- ☐ INTEGROIL
- ☐ INTMET
- ☐ iSCAPE
- ☐ LANDSENSE
- ☐ MADFORWATER
- ☐ MAGIC
- ☐ MASLOWATEN
- ☐ MERCES
- ☐ METGROW PLUS
- ☐ MOSES
- ☐ OptimOre
- ☐ POWERSTEP
- ☐ PRIMAVERA
- ☐ Real-Time-Mining
- ☐ REGROUND
- ☐ REMEB
- ☐ REPAiR
- ☐ RESCCUE
- ☐ RESIN
- ☐ RESLAG
- ☐ RESYNTEX
- ☐ RIBuild
- ☐ ROBUST
- ☐ SafeWaterAfrica

- ☐ SALTGAE
- ☐ SCENT
- ☐ SIM4NEXUS
- ☐ SMART-Plant
- ☐ SOLSA
- ☐ SponGES
- ☐ STORM
- ☐ SUBSOL
- ☐ SWOS
- ☐ TRANSrisk
- ☐ UNEXMIN
- ☐ Urban_Wins
- ☐ URBANREC
- ☐ UrBAN-WASTE
- ☐ VAMOS
- ☐ VicInAqua
- ☐ WADI
- ☐ Waste4Think
- ☐ WATERSPOUTT
- ☐ Other

* If "Other" please specify:

100 character(s) maximum

* Please indicate if you are completing this questionnaire as:

- ☐ Project Coordinator
- ☐ Project Partner

Your experience with EU projects

Now, let us move to getting to know you in terms of your work interests, experience ...

Please indicate if you have participated in:

	Yes	No	N/A
Other H2020 SC5 2014-2015 project(s)	<input type="radio"/>	<input type="radio"/>	<input type="radio"/>
Other H2020 SC5 project(s) (2016-2017 call or 2018-2020 call)	<input type="radio"/>	<input type="radio"/>	<input type="radio"/>
Other H2020 project(s) (besides the abovementioned)	<input type="radio"/>	<input type="radio"/>	<input type="radio"/>

To what extent do you consider your experience with your SC5 project as positive / rewarding?

- ☐ Not at all
- ☐ To a small extent
- ☐ To a moderate extent
- ☐ To a considerable extent
- ☐ To a great extent
- ☐ N/A

From your experience with proposal preparation and project implementation, please rate the following aspects of the H2020 SC5-2014/2015 call implementation:

	Very poor	Poor	Adequate	Good	Very good	N/A
Clarity of the call regarding objectives and expected impact	<input type="radio"/>	<input type="radio"/>	<input type="radio"/>	<input type="radio"/>	<input type="radio"/>	<input type="radio"/>
Expected amount of project budget	<input type="radio"/>	<input type="radio"/>	<input type="radio"/>	<input type="radio"/>	<input type="radio"/>	<input type="radio"/>
Time taken to evaluate your proposal	<input type="radio"/>	<input type="radio"/>	<input type="radio"/>	<input type="radio"/>	<input type="radio"/>	<input type="radio"/>
Quality of the proposal evaluation feedback	<input type="radio"/>	<input type="radio"/>	<input type="radio"/>	<input type="radio"/>	<input type="radio"/>	<input type="radio"/>
Time taken to sign the grant agreement	<input type="radio"/>	<input type="radio"/>	<input type="radio"/>	<input type="radio"/>	<input type="radio"/>	<input type="radio"/>
Support by EC services during grant preparation and implementation	<input type="radio"/>	<input type="radio"/>	<input type="radio"/>	<input type="radio"/>	<input type="radio"/>	<input type="radio"/>
Acceptance of your organisation's practices	<input type="radio"/>	<input type="radio"/>	<input type="radio"/>	<input type="radio"/>	<input type="radio"/>	<input type="radio"/>
Mechanisms of project monitoring and reporting	<input type="radio"/>	<input type="radio"/>	<input type="radio"/>	<input type="radio"/>	<input type="radio"/>	<input type="radio"/>

II. Project's scientific and policy-related outputs and impacts

Overview of outputs achieved

In this section we aim to record the outputs you achieved during the implementation of your SC5 project

In your opinion, to what extent has your SC5 project achieved the following:

	Not at all	To a small extent	To a moderate extent	To a considerable extent	To a great extent	N/A
Publication of the outputs (scientific reports and/or formal publications generation)	<input type="radio"/>	<input type="radio"/>	<input type="radio"/>	<input type="radio"/>	<input type="radio"/>	<input type="radio"/>
Career development for researchers (upskilling or advancements in study level, e.g. obtaining a PhD)	<input type="radio"/>	<input type="radio"/>	<input type="radio"/>	<input type="radio"/>	<input type="radio"/>	<input type="radio"/>
Technological innovation (innovative technological solutions, e.g. technologies, processes, products, services)	<input type="radio"/>	<input type="radio"/>	<input type="radio"/>	<input type="radio"/>	<input type="radio"/>	<input type="radio"/>
Technological progress (new research tools and techniques, models and simulations developed)	<input type="radio"/>	<input type="radio"/>	<input type="radio"/>	<input type="radio"/>	<input type="radio"/>	<input type="radio"/>

Generating partnerships and boosting international openness (new project development, new collaborations etc.)						
Incorporation /development of gender knowledge (e. g. via a sex-gender analysis)						
Addressing gaps in the knowledge-base needed to understand changes in the environment						
Identification of policies, methods and tools that would most effectively tackle the environmental and climate challenges						
Support of innovators and businesses to bring green solutions to market						
Social innovations						

Public sector innovations						
Other						

If "Other" please specify:

300 character(s) maximum

To what extent has your SC5 project contributed to the following:

	Not at all	To a small extent	To a moderate extent	To a considerable extent	To a great extent	N/A
Creation or development of standards	<input type="radio"/>	<input type="radio"/>	<input type="radio"/>	<input type="radio"/>	<input type="radio"/>	<input type="radio"/>
Development of new regulations	<input type="radio"/>	<input type="radio"/>	<input type="radio"/>	<input type="radio"/>	<input type="radio"/>	<input type="radio"/>
Harmonization of standards	<input type="radio"/>	<input type="radio"/>	<input type="radio"/>	<input type="radio"/>	<input type="radio"/>	<input type="radio"/>
Policy development (strategy papers, expert groups etc.)	<input type="radio"/>	<input type="radio"/>	<input type="radio"/>	<input type="radio"/>	<input type="radio"/>	<input type="radio"/>
Setting-up of standard committee (s)	<input type="radio"/>	<input type="radio"/>	<input type="radio"/>	<input type="radio"/>	<input type="radio"/>	<input type="radio"/>
The work of existing standard committees	<input type="radio"/>	<input type="radio"/>	<input type="radio"/>	<input type="radio"/>	<input type="radio"/>	<input type="radio"/>

Please indicate the name of the new standard committee(s) that has/have been set up below:

200 character(s) maximum

Please indicate the name of the existing standard committee (s) below:

200 character(s) maximum

Has your SC5 project participated in the H2020 Open Research Data (ORD) pilot?

- ☐ Yes
☐ No

☐ N/A

If yes, to what extent do you think your SC5 project has contributed to the accessibility of open access data?

- ☐ Not at all
☐ To a small extent
☐ To a moderate extent
☐ To a considerable extent
☐ To a large extent
☐ N/A

In your opinion, which has been the most important achievement of your SC5 project?

1000 character(s) maximum

Policy interactions

Please tell us if you have organised or been involved in any form of interaction with policymakers during or after your SC5 project.

Which of the following have been organised during your SC5 project?

	Local /Regional	National	European	International	N/A
Discussion forum(s)	<input type="checkbox"/>	<input type="checkbox"/>	<input type="checkbox"/>	<input type="checkbox"/>	<input type="checkbox"/>
Conference(s)	<input type="checkbox"/>	<input type="checkbox"/>	<input type="checkbox"/>	<input type="checkbox"/>	<input type="checkbox"/>
Experts/ Peers consultation(s)	<input type="checkbox"/>	<input type="checkbox"/>	<input type="checkbox"/>	<input type="checkbox"/>	<input type="checkbox"/>
Expert/ Focus group(s)	<input type="checkbox"/>	<input type="checkbox"/>	<input type="checkbox"/>	<input type="checkbox"/>	<input type="checkbox"/>
Public consultation(s)	<input type="checkbox"/>	<input type="checkbox"/>	<input type="checkbox"/>	<input type="checkbox"/>	<input type="checkbox"/>
Trainings	<input type="checkbox"/>	<input type="checkbox"/>	<input type="checkbox"/>	<input type="checkbox"/>	<input type="checkbox"/>
Other	<input type="checkbox"/>	<input type="checkbox"/>	<input type="checkbox"/>	<input type="checkbox"/>	<input type="checkbox"/>

If "Other" please specify:

400 character(s) maximum

How important have policy interactions been in achieving the impacts of your SC5 project's?

- ☐ Not important at all
- ☐ Rather unimportant
- ☐ Moderately important
- ☐ Considerably important
- ☐ Very important
- ☐ N/A

To which (if any) of the following policy interactions organised/ held after the grant duration did your SC5 project have a direct input?

(Multiple answers are possible)

- ☐ Discussion forum(s)
- ☐ Conference(s)
- ☐ Experts/ Peers consultation(s)
- ☐ Expert/ Focus group(s)
- ☐ Public consultation(s)
- ☐ Training(s)
- ☐ Other

If "Other" please specify:

300 character(s) maximum

Policy outputs

In your opinion, has your SC5 project produced outputs that were useful on policy level?

Please indicate which policy outputs have been produced by your SC5 project:

	Local /Regional	National	European	Beyond Europe	N /A
Policy recommendation(s)	<input type="checkbox"/>	<input type="checkbox"/>	<input type="checkbox"/>	<input type="checkbox"/>	<input type="checkbox"/>
Policy brief(s)	<input type="checkbox"/>	<input type="checkbox"/>	<input type="checkbox"/>	<input type="checkbox"/>	<input type="checkbox"/>
Public consultation(s)	<input type="checkbox"/>	<input type="checkbox"/>	<input type="checkbox"/>	<input type="checkbox"/>	<input type="checkbox"/>

Direct dissemination of project results to policy makers (via workshops, events etc.)	<input type="checkbox"/>	<input type="checkbox"/>	<input type="checkbox"/>	<input type="checkbox"/>	<input type="checkbox"/>
---	--------------------------	--------------------------	--------------------------	--------------------------	--------------------------

Which [Sustainable Development Goals](#) (SDGs) have been addressed by your SC5 project?

	Not at all	To a small extent	To a moderate extent	To a considerable extent	To a great extent	N /A
Climate action	<input type="radio"/>	<input type="radio"/>	<input type="radio"/>	<input type="radio"/>	<input type="radio"/>	<input type="radio"/>
Clean water and sanitation	<input type="radio"/>	<input type="radio"/>	<input type="radio"/>	<input type="radio"/>	<input type="radio"/>	<input type="radio"/>
Affordable and clean energy	<input type="radio"/>	<input type="radio"/>	<input type="radio"/>	<input type="radio"/>	<input type="radio"/>	<input type="radio"/>
Life below water	<input type="radio"/>	<input type="radio"/>	<input type="radio"/>	<input type="radio"/>	<input type="radio"/>	<input type="radio"/>
Life on land	<input type="radio"/>	<input type="radio"/>	<input type="radio"/>	<input type="radio"/>	<input type="radio"/>	<input type="radio"/>
Industry, innovation and infrastructure	<input type="radio"/>	<input type="radio"/>	<input type="radio"/>	<input type="radio"/>	<input type="radio"/>	<input type="radio"/>
Responsible consumption and production	<input type="radio"/>	<input type="radio"/>	<input type="radio"/>	<input type="radio"/>	<input type="radio"/>	<input type="radio"/>
Sustainable cities and communities	<input type="radio"/>	<input type="radio"/>	<input type="radio"/>	<input type="radio"/>	<input type="radio"/>	<input type="radio"/>
Good health and well-being	<input type="radio"/>	<input type="radio"/>	<input type="radio"/>	<input type="radio"/>	<input type="radio"/>	<input type="radio"/>
No poverty	<input type="radio"/>	<input type="radio"/>	<input type="radio"/>	<input type="radio"/>	<input type="radio"/>	<input type="radio"/>
Zero hunger	<input type="radio"/>	<input type="radio"/>	<input type="radio"/>	<input type="radio"/>	<input type="radio"/>	<input type="radio"/>
Quality education	<input type="radio"/>	<input type="radio"/>	<input type="radio"/>	<input type="radio"/>	<input type="radio"/>	<input type="radio"/>
Gender equality	<input type="radio"/>	<input type="radio"/>	<input type="radio"/>	<input type="radio"/>	<input type="radio"/>	<input type="radio"/>
Decent work and economic growth	<input type="radio"/>	<input type="radio"/>	<input type="radio"/>	<input type="radio"/>	<input type="radio"/>	<input type="radio"/>
Reduced inequality	<input type="radio"/>	<input type="radio"/>	<input type="radio"/>	<input type="radio"/>	<input type="radio"/>	<input type="radio"/>
Peace and justice strong institutions	<input type="radio"/>	<input type="radio"/>	<input type="radio"/>	<input type="radio"/>	<input type="radio"/>	<input type="radio"/>
Partnerships to achieve the goal	<input type="radio"/>	<input type="radio"/>	<input type="radio"/>	<input type="radio"/>	<input type="radio"/>	<input type="radio"/>

[Citizens interactions and contribution to project's achievements](#)

In this section we aim to identify if you have interacted with citizens during and after your SC5 project, and what has been their contribution to your project's impacts.

Have participatory and/or collaborative approaches (like the ones mentioned below) had an impact on your SC5 project outputs?

	Not at all	To a small extent	To a moderate extent	To a considerable extent	To a great extent	N/A
Citizens survey	<input type="radio"/>	<input type="radio"/>	<input type="radio"/>	<input type="radio"/>	<input type="radio"/>	<input type="radio"/>
Workshop with the participation of citizens	<input type="radio"/>	<input type="radio"/>	<input type="radio"/>	<input type="radio"/>	<input type="radio"/>	<input type="radio"/>
Citizens participation via online platform or face-to-face interactions	<input type="radio"/>	<input type="radio"/>	<input type="radio"/>	<input type="radio"/>	<input type="radio"/>	<input type="radio"/>
Voluntary collection of monitoring data	<input type="radio"/>	<input type="radio"/>	<input type="radio"/>	<input type="radio"/>	<input type="radio"/>	<input type="radio"/>
Data validation and cross-checking of scientific data	<input type="radio"/>	<input type="radio"/>	<input type="radio"/>	<input type="radio"/>	<input type="radio"/>	<input type="radio"/>
Other	<input type="radio"/>	<input type="radio"/>	<input type="radio"/>	<input type="radio"/>	<input type="radio"/>	<input type="radio"/>

If "Other" please specify:

300 character(s) maximum

Which has been the role of the citizens in these approaches?

(Multiple answers are possible)

- ☐ Participants in crowdsourcing activities (voluntary collection of monitoring data, data validation and cross-checking of scientific data etc.)
- ☐ Partners in the project (via CSOs, NGOs, Citizens Lab, etc.)
- ☐ Pilot users
- ☐ Other

If "Other" please specify:

500 character(s) maximum

Has your SC5 project organised any activity jointly with other H2020 projects?

- ☐ Yes
☐ No

If "Yes", please indicate below:

(multiple answers are possible)

- ☐ Yes, with other SC5 2014-2015 projects
☐ Yes, with other SC5 projects (of different calls)
☐ Yes, with other H2020 projects

Please specify which project(s):

300 character(s) maximum

What kind and how many activities has your SC5 project jointly perform with other H2020 projects?

	None	1-3	4-5	>5	N/A
Conference(s)	<input type="radio"/>	<input type="radio"/>	<input type="radio"/>	<input type="radio"/>	<input type="radio"/>
Workshop(s)	<input type="radio"/>	<input type="radio"/>	<input type="radio"/>	<input type="radio"/>	<input type="radio"/>
Survey(s) (design, conduct, use of results)	<input type="radio"/>	<input type="radio"/>	<input type="radio"/>	<input type="radio"/>	<input type="radio"/>
Other joint communication activities (publishing of information on projects' websites, etc.)	<input type="radio"/>	<input type="radio"/>	<input type="radio"/>	<input type="radio"/>	<input type="radio"/>
Other	<input type="radio"/>	<input type="radio"/>	<input type="radio"/>	<input type="radio"/>	<input type="radio"/>

If "Other" please specify:

400 character(s) maximum

Has the project resulted in scientific/research cooperation (other than dissemination):

- ☐ Yes
☐ No

If "Yes", please indicate with:

(multiple answers are possible)

- ☐ Research institutes
- ☐ Private companies
- ☐ Public bodies
- ☐ NGOs/Civil Society Organisations
- ☐ Other

If "Other", please specify:

300 character(s) maximum

Have you retained collaboration with NGOs and/or Civil Society Organisations after the end of your SC5 project?

- ☐ Yes
- ☐ No
- ☐ N/A

Has the coordination of the SC5 project facilitated the expansion of your long-term network of partners (e.g. establishing collaborations with new partners, which were maintained or are likely to be maintained beyond the project's lifetime)?

- ☐ Yes
- ☐ No
- ☐ N/A

In your opinion, to what extent will the following user groups benefit from the results and outcomes of your SC5 project?

	Not at all	To a small extent	To a moderate extent	To a considerable extent	To a great extent	N/A
Policy and decision makers	<input type="radio"/>	<input type="radio"/>	<input type="radio"/>	<input type="radio"/>	<input type="radio"/>	<input type="radio"/>
Industry	<input type="radio"/>	<input type="radio"/>	<input type="radio"/>	<input type="radio"/>	<input type="radio"/>	<input type="radio"/>
General public	<input type="radio"/>	<input type="radio"/>	<input type="radio"/>	<input type="radio"/>	<input type="radio"/>	<input type="radio"/>
Scientific community	<input type="radio"/>	<input type="radio"/>	<input type="radio"/>	<input type="radio"/>	<input type="radio"/>	<input type="radio"/>
Other	<input type="radio"/>	<input type="radio"/>	<input type="radio"/>	<input type="radio"/>	<input type="radio"/>	<input type="radio"/>

If "Other" please specify:

200 character(s) maximum

III. Generating innovation-based growth

For the successful completion of the present survey, it is important to have your SC5 project's latest data available (it is not necessary for the data to have been submitted to the European Commission).

Please indicate the source of the latest data you are using to fill-in this questionnaire:

- ☐ Interim progress report data
- ☐ Final progress report data
- ☐ Other

If "Other" please specify:

300 character(s) maximum

Please estimate the number of direct jobs created during the project so far:

Please fill in the number of jobs in Full Time Equivalents (FTE). If your choice is No Answer/Non Available, please fill the "N/A" cell with an "X".

Direct jobs are those created within the consortium for the purposes of the project

	Short-term contract	Long-term contract	N/A
Scientific jobs			
Technical jobs			
Administrative jobs			

Please estimate the number of indirect jobs created during the project so far.

Please fill in the number of jobs in Full Time Equivalents (FTE). If your choice is No Answer/Non Available, please fill the "N/A" cell with an "X".

Indirect jobs are those created outside the consortium during the project, e.g. jobs created in industry based on outcomes of the project or jobs created in other organisations in support of the project

	Short-term contract	Long-term contract	N/A
Scientific jobs			
Technical jobs			
Administrative jobs			

How many of the short-term direct jobs developed during the project are retained to date ?

	<25%	25-50%	50-75%	>75%	N/A
Scientific jobs	<input type="radio"/>	<input type="radio"/>	<input type="radio"/>	<input type="radio"/>	<input type="radio"/>
Technical jobs	<input type="radio"/>	<input type="radio"/>	<input type="radio"/>	<input type="radio"/>	<input type="radio"/>
Administrative jobs	<input type="radio"/>	<input type="radio"/>	<input type="radio"/>	<input type="radio"/>	<input type="radio"/>

How many of the long-term direct jobs developed during the project are retained to date?

	<25%	25-50%	50-75%	>75%	N/A
Scientific jobs	<input type="radio"/>	<input type="radio"/>	<input type="radio"/>	<input type="radio"/>	<input type="radio"/>
Technical jobs	<input type="radio"/>	<input type="radio"/>	<input type="radio"/>	<input type="radio"/>	<input type="radio"/>
Administrative jobs	<input type="radio"/>	<input type="radio"/>	<input type="radio"/>	<input type="radio"/>	<input type="radio"/>

Has your SC5 project mobilized further EU public and/or private investments to take further advantage of the outcomes of your work (i.e. to pilot, test, research or develop a new or modified product / process / service)?

- ☐ Yes
☐ No
☐ N/A

Has your SC5 project resulted in joint public/private publications?

- ☐ No
☐ 1-3
☐ 4-5
☐ >5

Has your SC5 project developed new pilots and/or test beds to run after the grant duration?

- ☐ Yes
☐ No
☐ N/A

Financial leveraging

In this section, we would like to know about the funding of your project.

Only for Innovation Actions (which are 70% funded by H2020): How has the remaining 30% of your SC5 project's budget been financed?

(Multiple answers are possible)

- ☐ Via European funding programmes (e.g. ERDF)
☐ Via National / Regional public funding programmes

- ☐ Via National private financing sources
- ☐ Via International private financing sources
- ☐ Via Internal sources
- ☐ Via Other funding sources

If "via Other funding sources", please specify:

300 character(s) maximum

Had there been no funding of this project by H2020, the project would most probably have been:

- ☐ Executed in its entirety and funded by own funds
- ☐ Executed in its entirety and funded by regional/ national programmes
- ☐ Partly executed and funded by own funds
- ☐ Partly executed and funded by regional/ national programmes
- ☐ Privately financed
- ☐ Postponed (to be implemented later)
- ☐ Significantly delayed (at a slower pace)
- ☐ Not implemented at all

Continuation / Leveraging of SC5 project

In this section we would like to know about your plans to continue or build on your SC5 project.

Building on your SC5 project, do you have any new projects in planning or in progress?

- ☐ Yes
- ☐ No
- ☐ N/A

If YES, how do you (envisage) funding /financing them?

(Multiple answers are possible)

- ☐ European Framework Programmes (H2020 / Horizon Europe / COSME / etc.)
- ☐ National funding programmes
- ☐ Regional funding sources
- ☐ Private financing sources
- ☐ Other funding sources

If "Other funding sources" please specify:

300 character(s) maximum

Given the experience and expertise you gained, to what extent do you feel inspired and confident to carry out another project of this scale in the future?

- ☐ Not at all
- ☐ To a small extent
- ☐ To a moderate extent
- ☐ To a considerable extent
- ☐ To a great extent
- ☐ N/A

IV. Project level data and information

Please provide us with the following information, based on what you reported in your most recent SC5 project progress report:

	<i>Please add the respective number</i>
Total number of researchers participating in the consortium team	
Number of female researchers participating in the consortium team	
Total number of non-researchers participating in the consortium team	
Number of female non-researchers participating in the consortium team	

Please provide us with the following information, based on the information you reported in your most recent SC5 project progress report:

	0	1	2	3	4	>5
Number of open-access datasets/software	<input type="radio"/>	<input type="radio"/>	<input type="radio"/>	<input type="radio"/>	<input type="radio"/>	<input type="radio"/>
Number of open research infrastructures accessed by the project consortium members during the project	<input type="radio"/>	<input type="radio"/>	<input type="radio"/>	<input type="radio"/>	<input type="radio"/>	<input type="radio"/>
Number of open research infrastructures made accessible beyond the project beneficiaries	<input type="radio"/>	<input type="radio"/>	<input type="radio"/>	<input type="radio"/>	<input type="radio"/>	<input type="radio"/>

How many articles have been published in peer-reviewed journals?

(Please fill in the number)

How many of the following, if any, has your SC5 project produced?

	<i>Please add the respective number where known OR use zero (0) to designate "none" OR use "-" to designate "info not available"</i>
Prototypes/ Demonstrations	
New or modified products	
New or modified services	
New or modified processes	
New or modified testing methods	
New concepts and/or theories	
New decision-support tools	

Have the results of your SC5 project been protected in terms of intellectual property and copyright using any of the following (during or after the grant duration)?

	<i>Please add the respective number where known OR use zero (0) to designate "none" OR use "-" to designate "info not available"</i>
Patent applications	
Patents granted	
Copyright	
Trademarks	
Other (add type and number)	

How important has been the protection of your SC5 project Intellectual Property for your organisation:

- ☐ Not at all
- ☐ Slightly important
- ☐ Moderately important
- ☐ Considerably important
- ☐ Very important/ Crucial
- ☐ N/A

Thank you for completing the questionnaire! In case you wish to be informed of the outcomes of our research, please send us an email at: info@impact-sc5.eu

ANNEX II – Overall survey report












Statistics:

IMPACT–SC5: Assessing the impacts of IA/RIA SC5 projects through the use of portfolio analysis










Projects participants survey

Country of your organisation (your location):

		Answers	Ratio
Austria	<div><div></div></div>	1	0.44 %
Belgium	<div><div></div></div>	6	2.62 %
Bulgaria	<div><div></div></div>	0	0 %
Croatia	<div><div></div></div>	1	0.44 %
Cyprus	<div><div></div></div>	1	0.44 %
Czech Republic	<div><div></div></div>	0	0 %
Denmark	<div><div></div></div>	4	1.75 %
Estonia	<div><div></div></div>	0	0 %
Finland	<div><div></div></div>	2	0.87 %
France	<div><div></div></div>	9	3.93 %
Germany	<div><div></div></div>	27	11.79 %
Greece	<div><div></div></div>	10	4.37 %
Hungary	<div><div></div></div>	2	0.87 %
Ireland	<div><div></div></div>	2	0.87 %
Italy	<div><div></div></div>	26	11.35 %
Latvia	<div><div></div></div>	0	0 %
Lithuania	<div><div></div></div>	0	0 %
Luxembourg	<div><div></div></div>	0	0 %
Malta	<div><div></div></div>	1	0.44 %






Netherlands		19	8.3 %
Poland		6	2.62 %
Portugal		16	6.99 %
Romania		0	0 %
Slovakia		0	0 %
Slovenia		1	0.44 %
Spain		41	17.9 %
Sweden		5	2.18 %
United Kingdom		19	8.3 %
Other		22	9.61 %
No Answer		8	3.49 %

Type of organisation:


		Answers	Ratio
Higher or Secondary Education Establishment		54	23.58 %
Non-profit Research Organisation		55	24.02 %
Public body (excluding Research Organisations and Higher or Secondary Education Establishments)		19	8.3 %
Private-for-profit entities (excluding Higher/ Secondary Education Establishments)		26	11.35 %
SME		53	23.14 %
Non-Governmental Organisation		2	0.87 %
International Organization		1	0.44 %
Other		10	4.37 %
No Answer		9	3.93 %






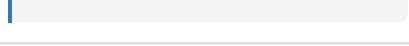
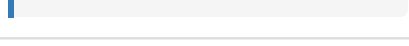



















What type of research does your organisation predominantly carry out (including - but not restricted to - the project in question)?



























(Multiple answers are possible)



























		Answers	Ratio
Basic research – experimental or theoretical work undertaken primarily to acquire new knowledge of the underlying foundation of phenomena and observable facts		74	32.31 %
Applied research – original investigation undertaken to acquire new knowledge directed primarily towards a specific practical aim or objective		159	69.43 %
Development – systematic work, drawing on existing knowledge gained from research and/or practical experience, which is directed to producing new materials, products or devices, to installing new processes, systems and services, or to improving substantially those already produced or installed		119	51.97 %
Other		20	8.73 %
No Answer		4	1.75 %




Please indicate the SC5 2014-2015 project for which you are completing this questionnaire:

		Answers	Ratio
AfricanBioServices		1	0.44 %
AMBER		3	1.31 %
Aquacross		2	0.87 %
Aquanes		4	1.75 %
AtlantOS		5	2.18 %
ATLAS		1	0.44 %
BAMB		2	0.87 %
BINGO		3	1.31 %




BioMOre		2	0.87 %
Blue Nodules		1	0.44 %
BRIGAD		4	1.75 %
CABRISS		1	0.44 %
CD-LINKS		3	1.31 %
CENTAUR		2	0.87 %
CLAIr-CITY		3	1.31 %
CloseWEEE		1	0.44 %
CRESCENDO		3	1.31 %
CYTO-WATER		2	0.87 %
DAFNE		1	0.44 %
DECISIVE		4	1.75 %
ECOPOTENTIAL		6	2.62 %
Eco-UV		1	0.44 %
ECWRTI		0	0 %
EQUINOX		2	0.87 %
EU-CIRCLE		1	0.44 %
FAME		2	0.87 %
FISSAC		6	2.62 %
Flintstone2020		4	1.75 %
FLOWERED		6	2.62 %
FORCE		4	1.75 %
GREEN-WIN		0	0 %
Ground Truth 2.0		0	0 %
GROW		3	1.31 %
HERACLES		3	1.31 %

HISER		3	1.31 %
HiTech AlkCarb		2	0.87 %
ICARUS		0	0 %
iMETland		0	0 %
IMPREX		3	1.31 %
INCOVER		3	1.31 %
INFINITY		1	0.44 %
INNOQUA		1	0.44 %
INREP		2	0.87 %
INTCATCH		4	1.75 %
INTEGROIL		3	1.31 %
INTMET		3	1.31 %
iSCAPE		3	1.31 %
LANDSENSE		1	0.44 %
MADFORWATER		3	1.31 %
MAGIC		2	0.87 %
MASLOWATEN		0	0 %
MERCES		2	0.87 %
METGROW PLUS		6	2.62 %
MOSES		1	0.44 %
OptimOre		1	0.44 %
POWERSTEP		0	0 %
PRIMAVERA		1	0.44 %
Real-Time-Mining		0	0 %
REGROUND		1	0.44 %
REMEB		1	0.44 %





REPAiR		9	3.93 %
RESCCUE		4	1.75 %
RESIN		4	1.75 %
RESLAG		2	0.87 %
RESYNTEX		1	0.44 %
RIBuild		2	0.87 %
ROBUST		2	0.87 %
SafeWaterAfrica		1	0.44 %
SALTGAE		3	1.31 %
SCENT		3	1.31 %
SIM4NEXUS		6	2.62 %
SMART-Plant		7	3.06 %
SOLSA		2	0.87 %
SponGES		3	1.31 %
STORM		8	3.49 %
SUBSOL		1	0.44 %
SWOS		1	0.44 %
TRANSrisk		1	0.44 %
UNEXMIN		4	1.75 %
Urban_Wins		2	0.87 %
URBANREC		8	3.49 %
UrBAN-WASTE		4	1.75 %
VAMOS		3	1.31 %
VicInAqua		3	1.31 %
WADI		4	1.75 %
Waste4Think		4	1.75 %

WATERSPOUTT		4	1.75 %
Other		0	0 %
No Answer		0	0 %





Please indicate if you are completing this questionnaire as:

		Answers	Ratio
Project Coordinator		39	17.03 %
Project Partner		190	82.97 %
No Answer		0	0 %





Please indicate if you have participated in: : Other H2020 SC5 2014-2015 project(s)

		Answers	Ratio
Yes		67	29.26 %
No		145	63.32 %
N/A		5	2.18 %
No Answer		12	5.24 %








Please indicate if you have participated in: : Other H2020 SC5 project(s) (2016-2017 call or 2018-2020 call)

		Answers	Ratio
Yes		78	34.06 %
No		126	55.02 %
N/A		4	1.75 %
No Answer		21	9.17 %

Please indicate if you have participated in: : Other H2020 project(s) (besides the abovementioned)

		Answers	Ratio
Yes		87	37.99 %
No		106	46.29 %
N/A		6	2.62 %
No Answer		30	13.1 %

To what extent do you consider your experience with your SC5 project as positive / rewarding?

		Answers	Ratio
Not at all		0	0 %
To a small extent		1	0.44 %
To a moderate extent		14	6.11 %
To a considerable extent		69	30.13 %
To a great extent		144	62.88 %
N/A		1	0.44 %
No Answer		0	0 %








From your experience with proposal preparation and project implementation, please rate the following aspects of the H2020 SC5-2014/2015 call implementation: : Clarity of the call regarding objectives and expected impact

		Answers	Ratio
Very poor		1	0.44 %
Poor		3	1.31 %
Adequate		29	12.66 %
Good		102	44.54 %
Very good		79	34.5 %
N/A		15	6.55 %
No Answer		0	0 %








From your experience with proposal preparation and project implementation, please rate the following aspects of the H2020 SC5-2014/2015 call implementation: : Expected amount of project budget

		Answers	Ratio
Very poor		1	0.44 %
Poor		11	4.8 %
Adequate		42	18.34 %
Good		88	38.43 %
Very good		75	32.75 %
N/A		12	5.24 %
No Answer		0	0 %

From your experience with proposal preparation and project implementation, please rate the following aspects of the H2020 SC5-2014/2015 call implementation: : Time taken to evaluate your proposal

		Answers	Ratio
Very poor		0	0 %
Poor		7	3.06 %
Adequate		58	25.33 %
Good		98	42.79 %
Very good		41	17.9 %
N/A		24	10.48 %
No Answer		1	0.44 %

From your experience with proposal preparation and project implementation, please rate the following aspects of the H2020 SC5-2014/2015 call implementation: : Quality of the proposal evaluation feedback

		Answers	Ratio
Very poor		0	0 %
Poor		9	3.93 %
Adequate		44	19.21 %
Good		92	40.17 %
Very good		58	25.33 %
N/A		25	10.92 %
No Answer		1	0.44 %

From your experience with proposal preparation and project implementation, please rate the following aspects of the H2020 SC5-2014/2015 call implementation: : Time taken to sign the grant agreement

		Answers	Ratio
Very poor		1	0.44 %
Poor		2	0.87 %
Adequate		53	23.14 %
Good		85	37.12 %
Very good		56	24.45 %
N/A		30	13.1 %
No Answer		2	0.87 %

From your experience with proposal preparation and project implementation, please rate the following aspects of the H2020 SC5-2014/2015 call implementation: : Support by EC services during grant preparation and implementation

		Answers	Ratio
Very poor		0	0 %
Poor		5	2.18 %
Adequate		36	15.72 %
Good		69	30.13 %
Very good		63	27.51 %
N/A		53	23.14 %
No Answer		3	1.31 %

From your experience with proposal preparation and project implementation, please rate the following aspects of the H2020 SC5-2014/2015 call implementation: : Acceptance of your organisation's practices

		Answers	Ratio
Very poor		0	0 %
Poor		3	1.31 %
Adequate		25	10.92 %
Good		96	41.92 %
Very good		75	32.75 %
N/A		28	12.23 %
No Answer		2	0.87 %

From your experience with proposal preparation and project implementation, please rate the following aspects of the H2020 SC5-2014/2015 call implementation: : Mechanisms of project monitoring and reporting

		Answers	Ratio
Very poor		1	0.44 %
Poor		3	1.31 %
Adequate		37	16.16 %
Good		106	46.29 %
Very good		72	31.44 %
N/A		10	4.37 %
No Answer		0	0 %

In your opinion, to what extent has your SC5 project achieved the following: : Publication of the outputs (scientific reports and/or formal publications generation)

		Answers	Ratio
Not at all		0	0 %
To a small extent		13	5.68 %
To a moderate extent		38	16.59 %
To a considerable extent		94	41.05 %
To a great extent		78	34.06 %
N/A		4	1.75 %
No Answer		2	0.87 %

In your opinion, to what extent has your SC5 project achieved the following: : Career development for researchers (upskilling or advancements in study level, e.g. obtaining a PhD)

		Answers	Ratio
Not at all		4	1.75 %
To a small extent		17	7.42 %
To a moderate extent		40	17.47 %
To a considerable extent		86	37.55 %
To a great extent		47	20.52 %
N/A		32	13.97 %
No Answer		3	1.31 %

In your opinion, to what extent has your SC5 project achieved the following: : Technological innovation (innovative technological solutions, e.g. technologies, processes, products, services)

		Answers	Ratio
Not at all		0	0 %
To a small extent		6	2.62 %
To a moderate extent		49	21.4 %
To a considerable extent		92	40.17 %
To a great extent		71	31 %
N/A		8	3.49 %
No Answer		3	1.31 %

In your opinion, to what extent has your SC5 project achieved the following: : Technological progress (new research tools and techniques, models and simulations developed)

		Answers	Ratio
Not at all		0	0 %
To a small extent		6	2.62 %
To a moderate extent		45	19.65 %
To a considerable extent		86	37.55 %
To a great extent		84	36.68 %
N/A		4	1.75 %
No Answer		4	1.75 %








In your opinion, to what extent has your SC5 project achieved the following: : Generating partnerships and boosting international openness (new project development, new collaborations etc.)

		Answers	Ratio
Not at all		0	0 %
To a small extent		7	3.06 %
To a moderate extent		22	9.61 %
To a considerable extent		93	40.61 %
To a great extent		102	44.54 %
N/A		4	1.75 %
No Answer		1	0.44 %








In your opinion, to what extent has your SC5 project achieved the following: : Incorporation /development of gender knowledge (e.g. via a sex-gender analysis)

		Answers	Ratio
Not at all		21	9.17 %
To a small extent		25	10.92 %
To a moderate extent		51	22.27 %
To a considerable extent		51	22.27 %
To a great extent		29	12.66 %
N/A		50	21.83 %
No Answer		2	0.87 %








In your opinion, to what extent has your SC5 project achieved the following: : Addressing gaps in the knowledge-base needed to understand changes in the environment

		Answers	Ratio
Not at all		0	0 %
To a small extent		9	3.93 %
To a moderate extent		43	18.78 %
To a considerable extent		111	48.47 %
To a great extent		51	22.27 %
N/A		12	5.24 %
No Answer		3	1.31 %








In your opinion, to what extent has your SC5 project achieved the following: : Identification of policies, methods and tools that would most effectively tackle the environmental and climate challenges

		Answers	Ratio
Not at all		0	0 %
To a small extent		8	3.49 %
To a moderate extent		40	17.47 %
To a considerable extent		110	48.03 %
To a great extent		60	26.2 %
N/A		7	3.06 %
No Answer		4	1.75 %

In your opinion, to what extent has your SC5 project achieved the following: : Support of innovators and businesses to bring green solutions to market

		Answers	Ratio
Not at all		3	1.31 %
To a small extent		24	10.48 %
To a moderate extent		63	27.51 %
To a considerable extent		82	35.81 %
To a great extent		40	17.47 %
N/A		13	5.68 %
No Answer		4	1.75 %

In your opinion, to what extent has your SC5 project achieved the following: : Social innovations

		Answers	Ratio
Not at all		9	3.93 %
To a small extent		26	11.35 %
To a moderate extent		51	22.27 %
To a considerable extent		75	32.75 %
To a great extent		26	11.35 %
N/A		38	16.59 %
No Answer		4	1.75 %








In your opinion, to what extent has your SC5 project achieved the following: : Public sector innovations

		Answers	Ratio
Not at all		7	3.06 %
To a small extent		24	10.48 %
To a moderate extent		58	25.33 %
To a considerable extent		85	37.12 %
To a great extent		21	9.17 %
N/A		32	13.97 %
No Answer		2	0.87 %








In your opinion, to what extent has your SC5 project achieved the following: : Other

		Answers	Ratio
Not at all		8	3.49 %
To a small extent		0	0 %
To a moderate extent		2	0.87 %
To a considerable extent		3	1.31 %
To a great extent		4	1.75 %
N/A		126	55.02 %
No Answer		86	37.55 %








To what extent has your SC5 project contributed to the following: : Creation or development of standards

		Answers	Ratio
Not at all		22	9.61 %
To a small extent		38	16.59 %
To a moderate extent		77	33.62 %
To a considerable extent		47	20.52 %
To a great extent		11	4.8 %
N/A		30	13.1 %
No Answer		4	1.75 %








To what extent has your SC5 project contributed to the following: : Development of new regulations

		Answers	Ratio
Not at all		37	16.16 %
To a small extent		53	23.14 %
To a moderate extent		67	29.26 %
To a considerable extent		27	11.79 %
To a great extent		6	2.62 %
N/A		36	15.72 %
No Answer		3	1.31 %








To what extent has your SC5 project contributed to the following: : Harmonization of standards

		Answers	Ratio
Not at all		35	15.28 %
To a small extent		43	18.78 %
To a moderate extent		61	26.64 %
To a considerable extent		37	16.16 %
To a great extent		7	3.06 %
N/A		39	17.03 %
No Answer		7	3.06 %








To what extent has your SC5 project contributed to the following: : Policy development (strategy papers, expert groups etc.)

		Answers	Ratio
Not at all		13	5.68 %
To a small extent		32	13.97 %
To a moderate extent		67	29.26 %
To a considerable extent		69	30.13 %
To a great extent		29	12.66 %
N/A		17	7.42 %
No Answer		2	0.87 %





To what extent has your SC5 project contributed to the following: : Setting-up of standard committee(s)

		Answers	Ratio
Not at all		15	6.55 %
To a small extent		3	1.31 %
To a moderate extent		5	2.18 %
To a considerable extent		0	0 %
To a great extent		1	0.44 %
N/A		13	5.68 %
No Answer		192	83.84 %

To what extent has your SC5 project contributed to the following: : The work of existing standard committees

		Answers	Ratio
Not at all		11	4.8 %
To a small extent		6	2.62 %
To a moderate extent		6	2.62 %
To a considerable extent		2	0.87 %
To a great extent		0	0 %
N/A		12	5.24 %
No Answer		192	83.84 %

Has your SC5 project participated in the H2020 Open Research Data (ORD) pilot?

		Answers	Ratio
Yes		22	9.61 %
No		14	6.11 %
N/A		2	0.87 %
No Answer		191	83.41 %







If yes, to what extent do you think your SC5 project has contributed to the accessibility of open access data?

		Answers	Ratio
Not at all		0	0 %
To a small extent		2	0.87 %
To a moderate extent		5	2.18 %
To a considerable extent		9	3.93 %
To a large extent		6	2.62 %
N/A		0	0 %
No Answer		207	90.39 %







Which of the following have been organised during your SC5 project? : Discussion forum(s)

		Answers	Ratio
Local/Regional		12	5.24 %
National		16	6.99 %
European		22	9.61 %
International		13	5.68 %
N/A		5	2.18 %
No Answer		193	84.28 %







Which of the following have been organised during your SC5 project? : Conference(s)

		Answers	Ratio
Local/Regional		11	4.8 %
National		15	6.55 %
European		21	9.17 %
International		24	10.48 %
N/A		1	0.44 %
No Answer		192	83.84 %







Which of the following have been organised during your SC5 project? : Experts/ Peers consultation(s)

		Answers	Ratio
Local/Regional		9	3.93 %
National		15	6.55 %
European		22	9.61 %
International		10	4.37 %
N/A		5	2.18 %
No Answer		194	84.72 %







Which of the following have been organised during your SC5 project? : Expert/ Focus group(s)

		Answers	Ratio
Local/Regional		8	3.49 %
National		14	6.11 %
European		20	8.73 %
International		7	3.06 %
N/A		5	2.18 %
No Answer		193	84.28 %







Which of the following have been organised during your SC5 project? : Public consultation(s)

		Answers	Ratio
Local/Regional		9	3.93 %
National		10	4.37 %
European		11	4.8 %
International		6	2.62 %
N/A		13	5.68 %
No Answer		194	84.72 %

Which of the following have been organised during your SC5 project? : Trainings

		Answers	Ratio
Local/Regional		11	4.8 %
National		11	4.8 %
European		12	5.24 %
International		10	4.37 %
N/A		10	4.37 %
No Answer		192	83.84 %

Which of the following have been organised during your SC5 project? : Other

		Answers	Ratio
Local/Regional		1	0.44 %
National		0	0 %
European		0	0 %
International		0	0 %
N/A		18	7.86 %
No Answer		210	91.7 %

How important have policy interactions been in achieving the impacts of your SC5 project's?







		Answers	Ratio
Not important at all		1	0.44 %
Rather unimportant		4	1.75 %
Moderately important		12	5.24 %
Considerably important		13	5.68 %
Very important		8	3.49 %
N/A		1	0.44 %
No Answer		190	82.97 %

To which (if any) of the following policy interactions organised/ held after the grant duration did your SC5 project have a direct input?







(Multiple answers are possible)

		Answers	Ratio
Discussion forum(s)		15	6.55 %
Conference(s)		25	10.92 %
Experts/ Peers consultation(s)		12	5.24 %
Expert/ Focus group(s)		14	6.11 %
Public consultation(s)		12	5.24 %
Training(s)		10	4.37 %
Other		3	1.31 %
No Answer		196	85.59 %







Please indicate which policy outputs have been produced by your SC5 project: : Policy recommendation (s)

		Answers	Ratio
Local/Regional		8	3.49 %
National		12	5.24 %
European		19	8.3 %
Beyond Europe		7	3.06 %
N/A		10	4.37 %
No Answer		193	84.28 %







Please indicate which policy outputs have been produced by your SC5 project: : Policy brief(s)

		Answers	Ratio
Local/Regional		6	2.62 %
National		7	3.06 %
European		18	7.86 %
Beyond Europe		4	1.75 %
N/A		13	5.68 %
No Answer		192	83.84 %








Please indicate which policy outputs have been produced by your SC5 project: : Public consultation(s)

		Answers	Ratio
Local/Regional		7	3.06 %
National		8	3.49 %
European		11	4.8 %
Beyond Europe		3	1.31 %
N/A		17	7.42 %
No Answer		194	84.72 %








Please indicate which policy outputs have been produced by your SC5 project: : Direct dissemination of project results to policy makers (via workshops, events etc.)

		Answers	Ratio
Local/Regional		11	4.8 %
National		16	6.99 %
European		24	10.48 %
Beyond Europe		15	6.55 %
N/A		3	1.31 %
No Answer		191	83.41 %








Which Sustainable Development Goals (SDGs) have been addressed by your SC5 project? : Climate action

		Answers	Ratio
Not at all		8	3.49 %
To a small extent		20	8.73 %
To a moderate extent		42	18.34 %
To a considerable extent		84	36.68 %
To a great extent		54	23.58 %
N/A		11	4.8 %
No Answer		10	4.37 %

Which Sustainable Development Goals (SDGs) have been addressed by your SC5 project? : Clean water and sanitation

		Answers	Ratio
Not at all		38	16.59 %
To a small extent		24	10.48 %
To a moderate extent		37	16.16 %
To a considerable extent		29	12.66 %
To a great extent		43	18.78 %
N/A		47	20.52 %
No Answer		11	4.8 %

Which Sustainable Development Goals (SDGs) have been addressed by your SC5 project? : Affordable and clean energy

		Answers	Ratio
Not at all		40	17.47 %
To a small extent		32	13.97 %
To a moderate extent		39	17.03 %
To a considerable extent		23	10.04 %
To a great extent		23	10.04 %
N/A		53	23.14 %
No Answer		19	8.3 %








Which Sustainable Development Goals (SDGs) have been addressed by your SC5 project? : Life below water

		Answers	Ratio
Not at all		66	28.82 %
To a small extent		25	10.92 %
To a moderate extent		23	10.04 %
To a considerable extent		23	10.04 %
To a great extent		17	7.42 %
N/A		61	26.64 %
No Answer		14	6.11 %








Which Sustainable Development Goals (SDGs) have been addressed by your SC5 project? : Life on land

		Answers	Ratio
Not at all		44	19.21 %
To a small extent		29	12.66 %
To a moderate extent		36	15.72 %
To a considerable extent		33	14.41 %
To a great extent		16	6.99 %
N/A		56	24.45 %
No Answer		15	6.55 %








Which Sustainable Development Goals (SDGs) have been addressed by your SC5 project? : Industry, innovation and infrastructure

		Answers	Ratio
Not at all		13	5.68 %
To a small extent		20	8.73 %
To a moderate extent		52	22.71 %
To a considerable extent		68	29.69 %
To a great extent		49	21.4 %
N/A		21	9.17 %
No Answer		6	2.62 %








Which Sustainable Development Goals (SDGs) have been addressed by your SC5 project? : Responsible consumption and production

		Answers	Ratio
Not at all		23	10.04 %
To a small extent		27	11.79 %
To a moderate extent		31	13.54 %
To a considerable extent		54	23.58 %
To a great extent		40	17.47 %
N/A		38	16.59 %
No Answer		16	6.99 %








Which Sustainable Development Goals (SDGs) have been addressed by your SC5 project? : Sustainable cities and communities

		Answers	Ratio
Not at all		27	11.79 %
To a small extent		23	10.04 %
To a moderate extent		36	15.72 %
To a considerable extent		52	22.71 %
To a great extent		43	18.78 %
N/A		32	13.97 %
No Answer		16	6.99 %








Which Sustainable Development Goals (SDGs) have been addressed by your SC5 project? : Good health and well-being

		Answers	Ratio
Not at all		36	15.72 %
To a small extent		29	12.66 %
To a moderate extent		52	22.71 %
To a considerable extent		37	16.16 %
To a great extent		20	8.73 %
N/A		46	20.09 %
No Answer		9	3.93 %








Which Sustainable Development Goals (SDGs) have been addressed by your SC5 project? : No poverty

		Answers	Ratio
Not at all		70	30.57 %
To a small extent		39	17.03 %
To a moderate extent		23	10.04 %
To a considerable extent		11	4.8 %
To a great extent		3	1.31 %
N/A		68	29.69 %
No Answer		15	6.55 %








Which Sustainable Development Goals (SDGs) have been addressed by your SC5 project? : Zero hunger

		Answers	Ratio
Not at all		71	31 %
To a small extent		33	14.41 %
To a moderate extent		27	11.79 %
To a considerable extent		9	3.93 %
To a great extent		5	2.18 %
N/A		68	29.69 %
No Answer		16	6.99 %

Which Sustainable Development Goals (SDGs) have been addressed by your SC5 project? : Quality education

		Answers	Ratio
Not at all		43	18.78 %
To a small extent		41	17.9 %
To a moderate extent		38	16.59 %
To a considerable extent		28	12.23 %
To a great extent		5	2.18 %
N/A		56	24.45 %
No Answer		18	7.86 %

Which Sustainable Development Goals (SDGs) have been addressed by your SC5 project? : Gender equality

		Answers	Ratio
Not at all		51	22.27 %
To a small extent		35	15.28 %
To a moderate extent		39	17.03 %
To a considerable extent		27	11.79 %
To a great extent		7	3.06 %
N/A		54	23.58 %
No Answer		16	6.99 %








Which Sustainable Development Goals (SDGs) have been addressed by your SC5 project? : Decent work and economic growth

		Answers	Ratio
Not at all		40	17.47 %
To a small extent		31	13.54 %
To a moderate extent		57	24.89 %
To a considerable extent		31	13.54 %
To a great extent		6	2.62 %
N/A		49	21.4 %
No Answer		15	6.55 %








Which Sustainable Development Goals (SDGs) have been addressed by your SC5 project? : Reduced inequality

		Answers	Ratio
Not at all		59	25.76 %
To a small extent		40	17.47 %
To a moderate extent		27	11.79 %
To a considerable extent		13	5.68 %
To a great extent		3	1.31 %
N/A		66	28.82 %
No Answer		21	9.17 %








Which Sustainable Development Goals (SDGs) have been addressed by your SC5 project? : Peace and justice strong institutions

		Answers	Ratio
Not at all		83	36.24 %
To a small extent		20	8.73 %
To a moderate extent		17	7.42 %
To a considerable extent		9	3.93 %
To a great extent		1	0.44 %
N/A		80	34.93 %
No Answer		19	8.3 %








Which Sustainable Development Goals (SDGs) have been addressed by your SC5 project? : Partnerships to achieve the goal

		Answers	Ratio
Not at all		14	6.11 %
To a small extent		14	6.11 %
To a moderate extent		29	12.66 %
To a considerable extent		69	30.13 %
To a great extent		64	27.95 %
N/A		22	9.61 %
No Answer		17	7.42 %

Have participatory and/or collaborative approaches (like the ones mentioned below) had an impact on your SC5 project outputs? : Citizens survey

		Answers	Ratio
Not at all		11	4.8 %
To a small extent		3	1.31 %
To a moderate extent		7	3.06 %
To a considerable extent		3	1.31 %
To a great extent		5	2.18 %
N/A		10	4.37 %
No Answer		190	82.97 %

Have participatory and/or collaborative approaches (like the ones mentioned below) had an impact on your SC5 project outputs? : Workshop with the participation of citizens

		Answers	Ratio
Not at all		4	1.75 %
To a small extent		5	2.18 %
To a moderate extent		5	2.18 %
To a considerable extent		7	3.06 %
To a great extent		9	3.93 %
N/A		9	3.93 %
No Answer		190	82.97 %

Have participatory and/or collaborative approaches (like the ones mentioned below) had an impact on your SC5 project outputs? : Citizens participation via online platform or face-to-face interactions

		Answers	Ratio
Not at all		7	3.06 %
To a small extent		4	1.75 %
To a moderate extent		10	4.37 %
To a considerable extent		3	1.31 %
To a great extent		5	2.18 %
N/A		10	4.37 %
No Answer		190	82.97 %

Have participatory and/or collaborative approaches (like the ones mentioned below) had an impact on your SC5 project outputs? : Voluntary collection of monitoring data

		Answers	Ratio
Not at all		12	5.24 %
To a small extent		5	2.18 %
To a moderate extent		5	2.18 %
To a considerable extent		2	0.87 %
To a great extent		3	1.31 %
N/A		11	4.8 %
No Answer		191	83.41 %

Have participatory and/or collaborative approaches (like the ones mentioned below) had an impact on your SC5 project outputs? : Data validation and cross-checking of scientific data






		Answers	Ratio
Not at all		12	5.24 %
To a small extent		3	1.31 %
To a moderate extent		5	2.18 %
To a considerable extent		4	1.75 %
To a great extent		3	1.31 %
N/A		11	4.8 %
No Answer		191	83.41 %

Have participatory and/or collaborative approaches (like the ones mentioned below) had an impact on your SC5 project outputs? : Other




		Answers	Ratio
Not at all		5	2.18 %
To a small extent		0	0 %
To a moderate extent		0	0 %
To a considerable extent		0	0 %
To a great extent		0	0 %
N/A		16	6.99 %
No Answer		208	90.83 %

Which has been the role of the citizens in these approaches?

(Multiple answers are possible)





		Answers	Ratio
Participants in crowdsourcing activities (voluntary collection of monitoring data, data validation and cross-checking of scientific data etc.)		5	2.18 %
Partners in the project (via CSOs, NGOs, Citizens Lab, etc.)		11	4.8 %
Pilot users		12	5.24 %
Other		7	3.06 %
No Answer		202	88.21 %

Has your SC5 project organised any activity jointly with other H2020 projects?







		Answers	Ratio
Yes		27	11.79 %
No		12	5.24 %
No Answer		190	82.97 %

If "Yes", please indicate below:







(multiple answers are possible)

		Answers	Ratio
Yes, with other SC5 2014-2015 projects		17	7.42 %
Yes, with other SC5 projects (of different calls)		7	3.06 %
Yes, with other H2020 projects		14	6.11 %
No Answer		203	88.65 %

What kind and how many activities has your SC5 project jointly perform with other H2020 projects? : Conference(s)

		Answers	Ratio
None		3	1.31 %
1-3		23	10.04 %
4-5		1	0.44 %
>5		7	3.06 %
N/A		2	0.87 %
No Answer		193	84.28 %

What kind and how many activities has your SC5 project jointly perform with other H2020 projects? : Workshop(s)

		Answers	Ratio
None		3	1.31 %
1-3		17	7.42 %
4-5		4	1.75 %
>5		6	2.62 %
N/A		2	0.87 %
No Answer		197	86.03 %

**What kind and how many activities has your SC5 project jointly perform with other H2020 projects? :
Survey(s) (design, conduct, use of results)**

		Answers	Ratio
None		13	5.68 %
1-3		8	3.49 %
4-5		1	0.44 %
>5		1	0.44 %
N/A		8	3.49 %
No Answer		198	86.46 %

**What kind and how many activities has your SC5 project jointly perform with other H2020 projects? :
Other joint communication activities (publishing of information on projects' websites, etc.)**

		Answers	Ratio
None		5	2.18 %
1-3		14	6.11 %
4-5		6	2.62 %
>5		6	2.62 %
N/A		2	0.87 %
No Answer		196	85.59 %

What kind and how many activities has your SC5 project jointly perform with other H2020 projects? :

Other

		Answers	Ratio
None		9	3.93 %
1-3		3	1.31 %
4-5		0	0 %
>5		1	0.44 %
N/A		7	3.06 %
No Answer		209	91.27 %

Has the project resulted in scientific/research cooperation (other than dissemination):

		Answers	Ratio
Yes		26	11.35 %
No		12	5.24 %
No Answer		191	83.41 %

If "Yes", please indicate with:

(multiple answers are possible)

		Answers	Ratio
Research institutes		19	8.3 %
Private companies		19	8.3 %
Public bodies		12	5.24 %
NGOs/Civil Society Organisations		5	2.18 %
Other		3	1.31 %
No Answer		203	88.65 %

Have you retained collaboration with NGOs and/or Civil Society Organisations after the end of your SC5 project?

		Answers	Ratio
Yes		13	5.68 %
No		12	5.24 %
N/A		14	6.11 %
No Answer		190	82.97 %

Has the coordination of the SC5 project facilitated the expansion of your long-term network of partners (e.g. establishing collaborations with new partners, which were maintained or are likely to be maintained beyond the project's lifetime)?

		Answers	Ratio
Yes		191	83.41 %
No		9	3.93 %
N/A		19	8.3 %
No Answer		10	4.37 %

In your opinion, to what extent will the following user groups benefit from the results and outcomes of your SC5 project? : Policy and decision makers

		Answers	Ratio
Not at all		5	2.18 %
To a small extent		27	11.79 %
To a moderate extent		50	21.83 %
To a considerable extent		74	32.31 %
To a great extent		65	28.38 %
N/A		6	2.62 %
No Answer		2	0.87 %

In your opinion, to what extent will the following user groups benefit from the results and outcomes of your SC5 project? : Industry

		Answers	Ratio
Not at all		9	3.93 %
To a small extent		27	11.79 %
To a moderate extent		50	21.83 %
To a considerable extent		78	34.06 %
To a great extent		54	23.58 %
N/A		6	2.62 %
No Answer		5	2.18 %

In your opinion, to what extent will the following user groups benefit from the results and outcomes of your SC5 project? : General public

		Answers	Ratio
Not at all		4	1.75 %
To a small extent		35	15.28 %
To a moderate extent		66	28.82 %
To a considerable extent		80	34.93 %
To a great extent		37	16.16 %
N/A		4	1.75 %
No Answer		3	1.31 %





In your opinion, to what extent will the following user groups benefit from the results and outcomes of your SC5 project? : Scientific community

		Answers	Ratio
Not at all		2	0.87 %
To a small extent		6	2.62 %
To a moderate extent		34	14.85 %
To a considerable extent		102	44.54 %
To a great extent		81	35.37 %
N/A		1	0.44 %
No Answer		3	1.31 %







In your opinion, to what extent will the following user groups benefit from the results and outcomes of your SC5 project? : Other

		Answers	Ratio
Not at all		4	1.75 %
To a small extent		0	0 %
To a moderate extent		3	1.31 %
To a considerable extent		5	2.18 %
To a great extent		3	1.31 %
N/A		111	48.47 %
No Answer		103	44.98 %







For the successful completion of the present survey, it is important to have your SC5 project's latest data available (it is not necessary for the data to have been submitted to the European Commission). Please indicate the source of the latest data you are using to fill-in this questionnaire:

		Answers	Ratio
Interim progress report data		13	5.68 %
Final progress report data		24	10.48 %
Other		3	1.31 %
No Answer		192	83.84 %

How many of the short-term direct jobs developed during the project are retained to date ? : Scientific jobs







		Answers	Ratio
<25%		8	3.49 %
25-50%		5	2.18 %
50-75%		8	3.49 %
>75%		2	0.87 %
N/A		13	5.68 %
No Answer		193	84.28 %

How many of the short-term direct jobs developed during the project are retained to date ? : Technical jobs







		Answers	Ratio
<25%		7	3.06 %
25-50%		5	2.18 %
50-75%		5	2.18 %
>75%		2	0.87 %
N/A		17	7.42 %
No Answer		193	84.28 %

How many of the short-term direct jobs developed during the project are retained to date ? :







Administrative jobs

		Answers	Ratio
<25%		7	3.06 %
25-50%		3	1.31 %
50-75%		3	1.31 %
>75%		1	0.44 %
N/A		22	9.61 %
No Answer		193	84.28 %







How many of the long-term direct jobs developed during the project are retained to date? : Scientific jobs

		Answers	Ratio
<25%		3	1.31 %
25-50%		2	0.87 %
50-75%		3	1.31 %
>75%		5	2.18 %
N/A		22	9.61 %
No Answer		194	84.72 %





How many of the long-term direct jobs developed during the project are retained to date? : Technical jobs

		Answers	Ratio
<25%		2	0.87 %
25-50%		2	0.87 %
50-75%		3	1.31 %
>75%		5	2.18 %
N/A		22	9.61 %
No Answer		195	85.15 %

How many of the long-term direct jobs developed during the project are retained to date? : Administrative jobs

		Answers	Ratio
<25%		4	1.75 %
25-50%		2	0.87 %
50-75%		3	1.31 %
>75%		1	0.44 %
N/A		22	9.61 %
No Answer		197	86.03 %

Has your SC5 project mobilized further EU public and/or private investments to take further advantage of the outcomes of your work (i.e. to pilot, test, research or develop a new or modified product / process / service)?

		Answers	Ratio
Yes		136	59.39 %
No		41	17.9 %
N/A		46	20.09 %
No Answer		6	2.62 %

Has your SC5 project resulted in joint public/private publications?

		Answers	Ratio
No		9	3.93 %
1-3		6	2.62 %
4-5		7	3.06 %
>5		14	6.11 %
No Answer		193	84.28 %

Has your SC5 project developed new pilots and/or test beds to run after the grant duration?










		Answers	Ratio
Yes		26	11.35 %
No		7	3.06 %
N/A		4	1.75 %
No Answer		192	83.84 %

Only for Innovation Actions (which are 70% funded by H2020): How has the remaining 30% of your SC5 project's budget been financed?





(Multiple answers are possible)

		Answers	Ratio
Via European funding programmes (e.g. ERDF)		8	3.49 %
Via National / Regional public funding programmes		10	4.37 %
Via National private financing sources		13	5.68 %
Via International private financing sources		2	0.87 %
Via Internal sources		67	29.26 %
Via Other funding sources		4	1.75 %
No Answer		143	62.45 %

Had there been no funding of this project by H2020, the project would most probably have been:







		Answers	Ratio
Executed in its entirety and funded by own funds		2	0.87 %
Executed in its entirety and funded by regional/ national programmes		1	0.44 %
Partly executed and funded by own funds		13	5.68 %
Partly executed and funded by regional/ national programmes		17	7.42 %
Privately financed		0	0 %
Postponed (to be implemented later)		18	7.86 %
Significantly delayed (at a slower pace)		23	10.04 %
Not implemented at all		60	26.2 %
No Answer		95	41.48 %

Building on your SC5 project, do you have any new projects in planning or in progress?








		Answers	Ratio
Yes		165	72.05 %
No		45	19.65 %
N/A		15	6.55 %
No Answer		4	1.75 %

If YES, how do you (envisage) funding /financing them?








(Multiple answers are possible)

		Answers	Ratio
European Framework Programmes (H2020 / Horizon Europe / COSME / etc.)		135	58.95 %
National funding programmes		86	37.55 %
Regional funding sources		43	18.78 %
Private financing sources		46	20.09 %
Other funding sources		10	4.37 %
No Answer		64	27.95 %








Given the experience and expertise you gained, to what extent do you feel inspired and confident to carry out another project of this scale in the future?

		Answers	Ratio
Not at all		2	0.87 %
To a small extent		7	3.06 %
To a moderate extent		21	9.17 %
To a considerable extent		64	27.95 %
To a great extent		127	55.46 %
N/A		4	1.75 %
No Answer		4	1.75 %








Please provide us with the following information, based on the information you reported in your most recent SC5 project progress report: : Number of open-access datasets/software

		Answers	Ratio
0		8	3.49 %
1		6	2.62 %
2		1	0.44 %
3		5	2.18 %
4		2	0.87 %
>5		14	6.11 %
No Answer		193	84.28 %








Please provide us with the following information, based on the information you reported in your most recent SC5 project progress report: : Number of open research infrastructures accessed by the project consortium members during the project

		Answers	Ratio
0		20	8.73 %
1		3	1.31 %
2		3	1.31 %
3		4	1.75 %
4		1	0.44 %
>5		5	2.18 %
No Answer		193	84.28 %

Please provide us with the following information, based on the information you reported in your most recent SC5 project progress report: : Number of open research infrastructures made accessible beyond the project beneficiaries

		Answers	Ratio
0		20	8.73 %
1		7	3.06 %
2		1	0.44 %
3		1	0.44 %
4		1	0.44 %
>5		5	2.18 %
No Answer		194	84.72 %

How important has been the protection of your SC5 project Intellectual Property for your organisation:

		Answers	Ratio
Not at all		42	18.34 %
Slightly important		36	15.72 %
Moderately important		42	18.34 %
Considerably important		50	21.83 %
Very important/ Crucial		21	9.17 %
N/A		25	10.92 %
No Answer		13	5.68 %